

BlueScope Steel Limited
ABN 16 000 011 058
**For more information contact
BlueScope Steel Direct
on 1800 800 789 or visit
www.bluescopesteel.com**

© 2004 BlueScope Steel Limited. All rights reserved.
No part of this brochure may be reproduced,
stored in a retrieval system, or transmitted in any
form or by any means, electronic, mechanical,
photocopying, recording or otherwise, without
written permission of BlueScope Steel Limited.
AQUAPLATE® is a registered trademark of
BlueScope Steel Limited. Waterforsure™ is
a trademark of BlueScope Steel Limited.
BlueScope is a trademark of BlueScope Steel Limited.



waterforsure™

Checklist

- 1 BlueScope Steel recommends that only AQUAPLATE® steel be used for the storage of drinking water.
- 2 AQUAPLATE® steel comes with a BlueScope Steel 20 year warranty* provided it is installed correctly.
- 3 Discard the first tank fill to ensure any contaminants from manufacturing or transportation are removed.
- 4 Carry out periodic checks of the catchment area for excessive dirt, leaf build-up, bird or animal faeces to maintain water quality.
- 5 Always be aware of the effect materials in the catchment area will have on the drinking water, ie: avoid collection from lead, copper treated timber, assess any overpaint systems for suitability, etc.
- 6 Unless in use, all access points excluding the inlet and any overflows must be kept shut with close fitting lids that will prevent access to mosquitoes. Inlets and overflows should be covered with closely fitting removable insect-proof screens.
- 7 Design inlet and outlet pipes to avoid "traps" where water could become stagnant.
- 8 Overflow pipes should be clear of the tank wall to prevent "inert catchment" mechanisms (refer Technical Bulletin-15)
- 9 Tanks should not be placed directly on the ground, and the support must be flat and capable of safely supporting the tank when full (tank weight plus one kg per litre).
- 10 Wherever possible store your tank in a cool, shady place, away from trees and falling leaves.

*warranty terms and conditions apply.



Rainwater Harvesting Solutions



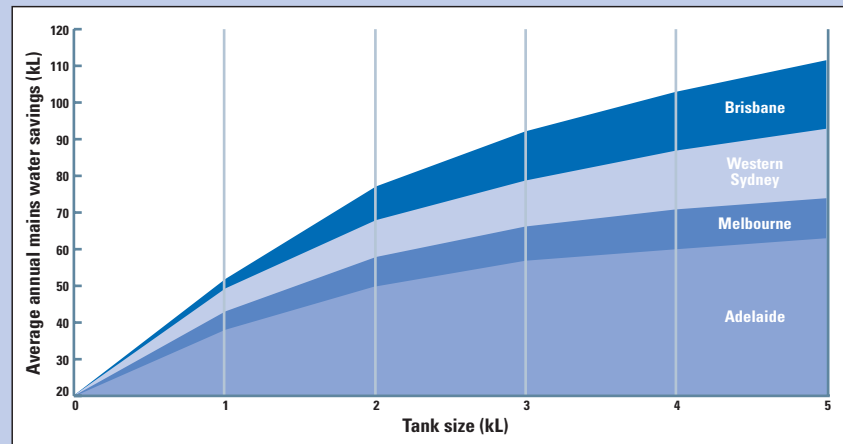
waterforsure™

Why harvest rainwater?

Rainwater captured at each lot and used to supplement mains water for non-potable applications is a source control measure offering the following benefits:

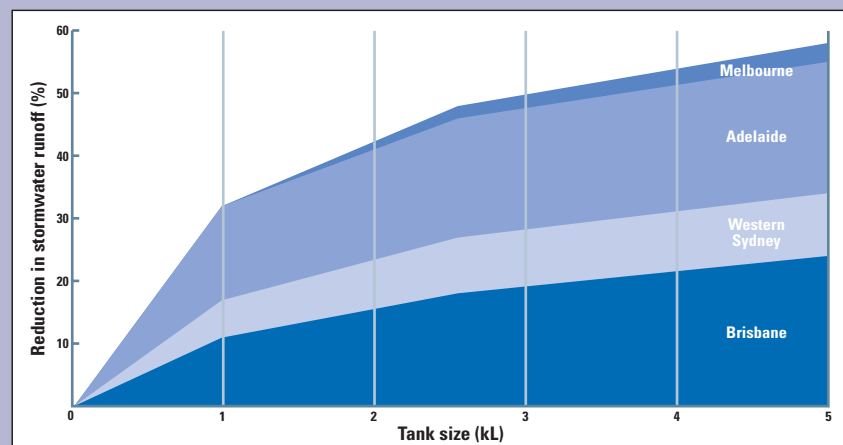
Water supply

- Reduce mains water consumption
- Reduce mains water peak demand
- Reduce water supply infrastructure costs
- Reduce requirements for new regional catchment storage construction
- Increase consumer involvement and awareness of water cycle issues
- Improve viability of marginal development sites



Bottom line savings and stormwater runoff reductions with rainwater harvesting

A study conducted at The University of Newcastle analysed the impact of collecting roof runoff in rainwater tanks with volumes from 1kL to 5kL in Brisbane, Western Sydney, Melbourne and Adelaide. The use of rainwater tanks resulted in considerable mains water savings (above) and a marked reduction in stormwater runoff (below) in each city.




Stormwater

- Reduce infrastructure costs (pipes, lakes, constructed wetlands and gross pollutant traps)
- Improve development yields
- Reduce total volume and peak discharges
- Improve stormwater quality
- Improve performance of other Water Sensitive Urban Design measures

Why use steel?

- Cost-effective complete solutions available
- Large capacity under-eave designs have a small footprint
- Attractive shapes, textures and colours
- Easy to maintain
- Proven high quality water storage systems made from AQUAPLATE® steel with a food grade polymer coating
- Durable
- Recyclable
- Strong



Rainwater Harvesting System Overview

