



#### **Disclaimer, warranties and limitation of liability**

This publication is intended to be an aid for all trades and professionals involved with specifying and installing LYSAGHT products and not to be a substitute for professional judgement.

Terms and conditions of sale available at local BlueScope Lysaght sales offices.

Except to the extent to which liability may not lawfully be excluded or limited, BlueScope Steel Limited will not be under or incur any liability to you for any direct or indirect loss or damage (including, without limitation, consequential loss or damage such as loss of profit or anticipated profit, loss of use, damage to goodwill and loss due to delay) however caused (including, without limitation, breach of contract, negligence and/or breach of statute), which you may suffer or incur in connection with this publication.

© Copyright BlueScope Steel Limited 15 December, 2010



## Downpipes: Square & rectangular

### Downpipes



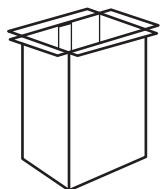
LYSAGHT downpipes are compatible with all gutter sections, including those used with the NOVALINE fascia system.

	NSW	Victoria	Queensland	SA & NT	WA	Tasmania
			Whole length is tapered.		Available in copper, COLORBOND®, ZINCALUME® & aluminium.	Custom cut available.
<b>Lengths</b>	1800 & 2400	1800 & 2400	1800,2400 All other sizes: custom cut	1800	1800 & 2400	2400
<b>BMT</b>	0.40 & 0.55	<b>Finish</b> CB: 0.55	<b>BMT</b> 0.40 0.55	<b>BMT</b> 0.40 0.55	<b>BMT</b> 0.40 & 0.55	<b>BMT</b> 0.60
<b>Finish</b>	ZL & CB	ZL & GB: 0.40 & 0.55	<b>Finish</b> GB, ZL & CB	<b>Finish</b> GB, ZL & CB (Some sizes available in CB Ultra)	<b>Finish</b> ZL & CB	<b>Finish</b> ZL & CB
<b>BMT &amp; Dimensions</b>	<b>0.40 BMT</b> 100 x 50 100 x 75  <b>0.55 BMT</b> 100 x 100  Other sizes available on request. Contact local branch for availability.	<b>BMT &amp; Dimensions</b> <b>0.40 BMT</b> 75 x 50 75 x 75 100 x 50 100 x 75  <b>0.55 BMT</b> 100 x 100 150 x 100 144 x 144 150 x 150	<b>Dimensions</b> <b>0.40 BMT</b> 100 x 50 100 x 75 100 x 100  <b>0.55 BMT</b> 100 x 50 100 x 75 100 x 100 125 x 100 150 x 100 150 x 150 Other sizes made to order.	<b>Dimensions</b> 50 x 50 75 x 50 75 x 75 100 x 50 100 x 75 100 x 100 100 x 125 100 x 150	<b>Dimensions</b> 75 x 50 95 x 45 100 x 50 100 x 75 Other sizes made to order.	<b>Dimensions</b> 75 x 50 75 x 75 100 x 50 100 x 75 100 x 100 125 x 100 150 x 75 150 x 100

Abbreviations	
CB	= COLORBOND® colours on ZINCALUME® steel
GB	= GALVABOND® steel unpainted
ZL	= ZINCALUME® steel unpainted

### Pops

Also known as nozzles in New South Wales and drops in Queensland.

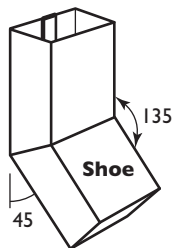
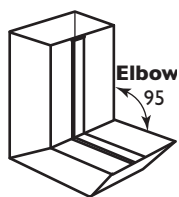


	NSW	Victoria	Queensland	SA & NT	WA	Tasmania
	100 x 50 100 x 75 100 x 100	75 x 50 75 x 75 100 x 50 100 x 75 100 x 100 150 x 100 144 x 144 150 x 150	Universal 100 x 50 100 x 75 100 x 100 125 x 100 150 x 100 150 x 150 Other sizes made to order.	50 x 50 75 x 50 75 x 75 100 x 50 100 x 75 100 x 100 125 x 100 150 x 100 Specify loose or fitted to gutter	75 x 50 95 x 45 100 x 50 100 x 75 Other sizes made to order.	75 x 50 100 x 50 100 x 75 100 x 100 125 x 100 150 x 100
<b>Finish</b>	ZL	ZL	ZL & CB	GB, ZL & CB	ZL	ZL



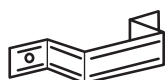
## Elbows (95°) & Shoes (45°)

Also known as bends in New South Wales and Queensland



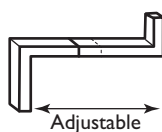
NSW	Vic.	Qld	SA & NT	WA	Tas.
Refer Service Offer	100 x 50 100 x 75 100 x 100	100 x 50 100 x 75 100 x 100 Other sizes made to order.	50 x 50 75 x 50 75 x 75 100 x 50 100 x 75 100 x 100	75 x 50 95 x 45 100 x 50	75 x 50 100 x 50 100 x 75 100 x 100 125 x 100 150 x 100
<b>Finish</b> Refer Service Offer	<b>Finish</b> ZL, GB & CB	<b>Finish</b> ZL & CB	Specify loose or fitted to gutter 75mm dia. to suit PVC also available.  <b>Finish</b> GB, ZL & CB	<b>Finish</b> ZL & CB	<b>Finish</b> ZL & CB

## Straps



Also known as astragals in New South Wales and South Australia, clips in Victoria and saddle straps in Western Australia. The sizes available are the same as those shown for pops. In Victoria and Western Australia, additional sizes are available on request.

## Downpipe offsets (2 piece)



Adjustable Length  
300-645mm  
(345 adjustment)

NSW	Vic.	Qld	SA & NT	WA	Tas.
100 x 50 100 x 75	100 x 50 100 x 75 100 x 100	100 x 50 100 x 75 Nominate 450 or 600 mm eaves	50 x 50 50 x 75 75 x 75 100 x 50 100 x 75 100 x 100 125 x 100 150 x 100	Available	Not available
<b>Finish</b> ZL & CB	<b>Finish</b> ZL, GB & CB	<b>Finish</b> ZL & CB	<b>Finish</b> GB, ZL & CB		

POA IN S.A..

### Remember

- ▲ Accessories
- ▲ Downpipes
- ▲ Flashings
- ▲ Fasteners

### Abbreviations

CB = COLORBOND® colours on ZINCALUME® steel  
GB = GALVABOND® steel unpainted  
ZL = ZINCALUME® steel unpainted